

LinkedIn is a professional networking site whose users establish connections with co-workers, customers, business contacts, and potential employees and employers. Users post and share information about current and previous employment, education, military activities, specialties, and interests. To limit exposure of your personal information, you can review and manage who can view your profile and activities.

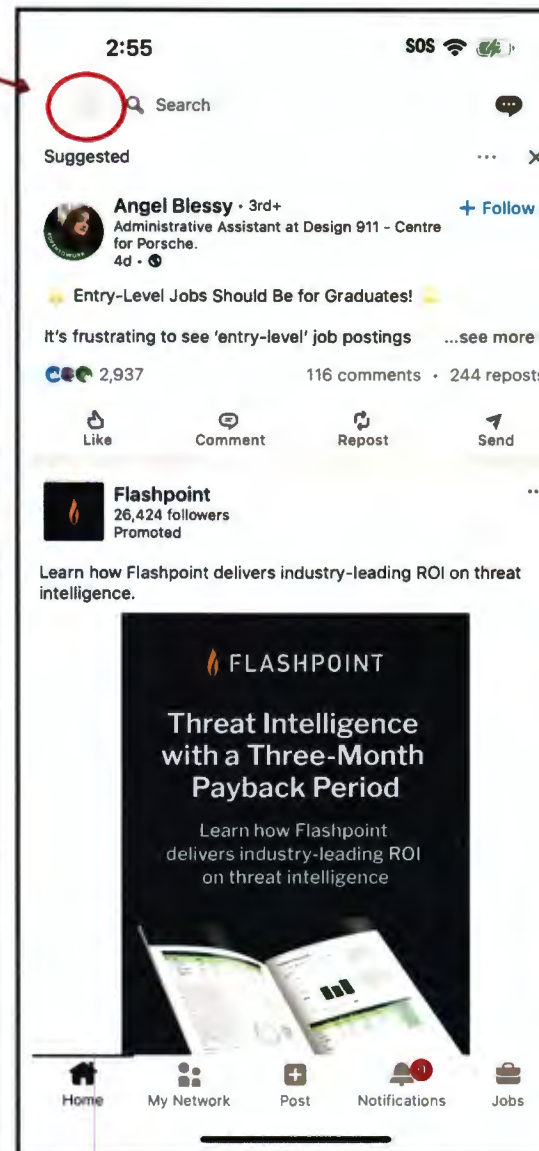
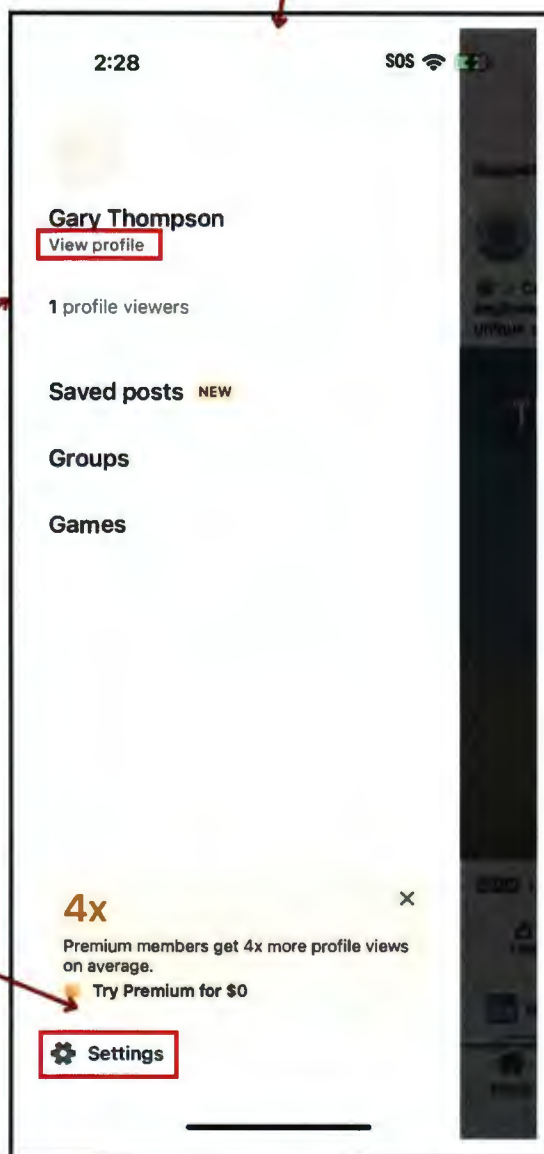
Click on Profile picture to access this tab, below.

Click View profile will take you to the profile page shown on the next page where you can access your information.

Click the Setting cog wheel to access important profile settings such as:

- Account Preferences
- Sign In & Security
- Visibility
- Data Privacy
- Advertising Data
- Notifications

See image on Important Settings page



## USER PROFILE AND INFORMATION



**Home** takes you to your main feed, which is where you see posts shared by your connections.

Click the Settings cog wheel to access important profile settings such as:

- Account Preferences
- Sign In & Security
- Visibility
- Data Privacy
- Advertising Data
- Notifications

See image on Important Setting page

Clicking this edit button allows you to change your displayed name, name pronunciation, pronouns, current working position, education, and location that appears on your profile.

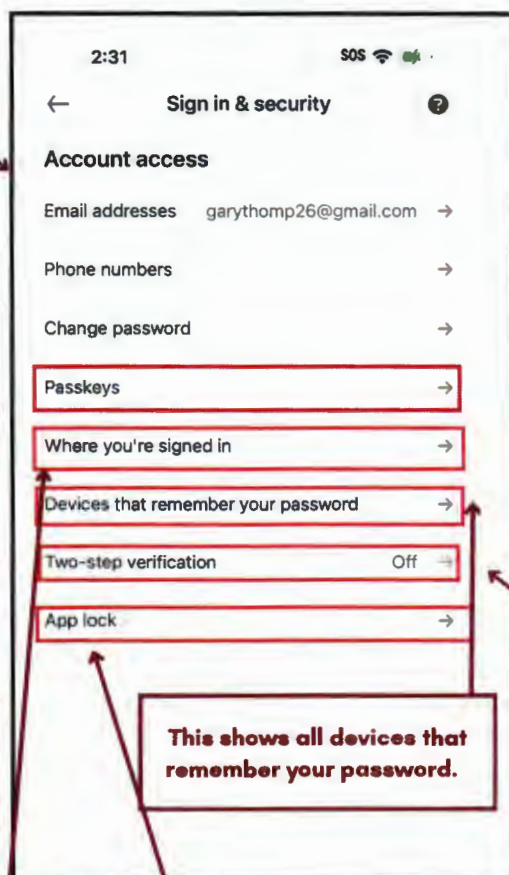
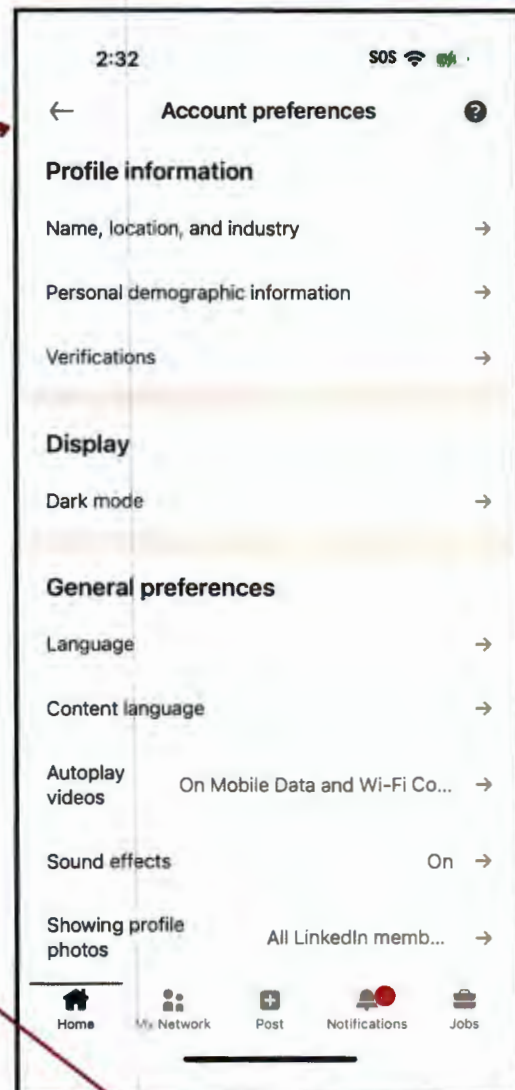
**Add Section** is where you are able to add various types of content to your profile, such as job experience, education, projects, and other profile-related information

**My Network** list groups of individuals you are connected with, as well as recommends people and groups you can follow.

When posting on LinkedIn, you are able to verify who can see your posts. Only post content that you are comfortable sharing with others, otherwise be sure to limit your views to just your close connections.



## IMPORTANT SETTINGS



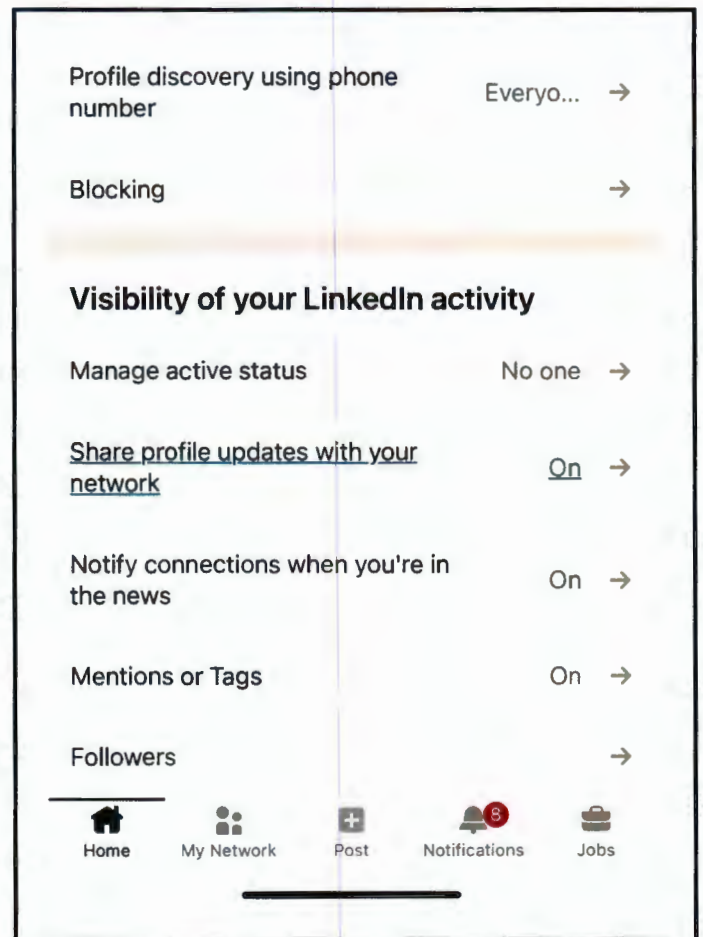
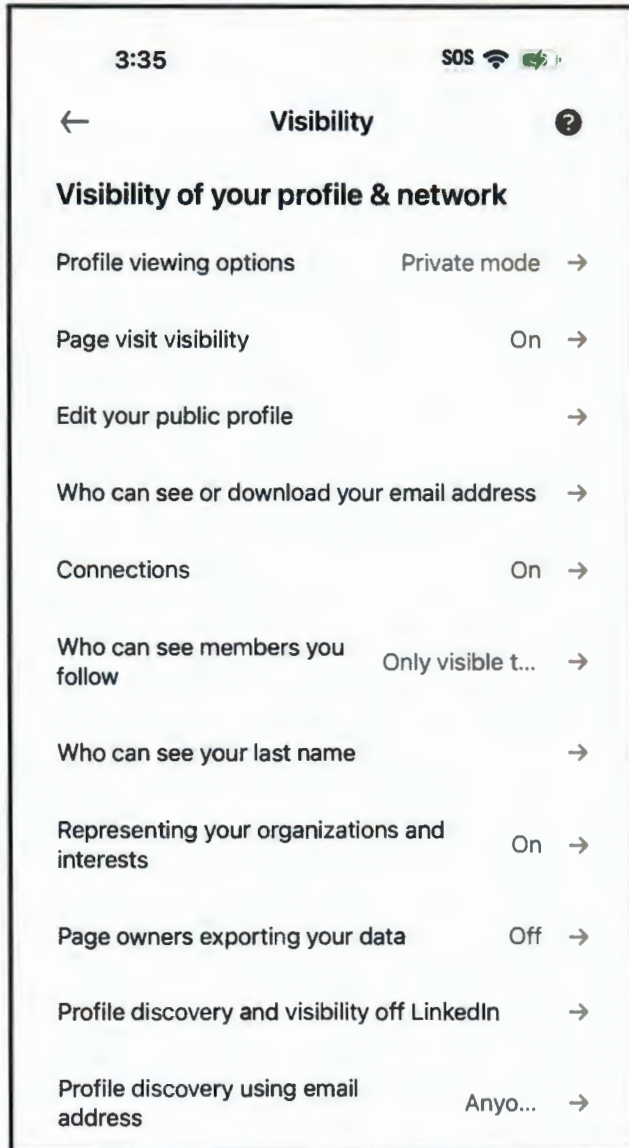
Use passkeys as an option so you don't have to remember complex passwords.

Use "Where you're signed in" to end all the session that are active for your LinkedIn.

This shows all devices that remember your password.

By turning this on- It will require fingerprint or Face ID (based on the phone you have) to unlock the LinkedIn app and it protects user privacy.

This helps secure your LinkedIn account by requiring a verification code whenever you sign in on a new device.



**Use Visibility to change who can view your profile and other information.**

## USEFUL LINKS

### Microsoft Safety & Security

<https://support.microsoft.com/en-us/help/4091455/windows-protect-privacy-internet>

### OnGuard Online

<https://www.consumer.ftc.gov/features/feature-0038-onguardonline>

### LinkedIn Public Profile Visibility

<https://www.linkedin.com/help/linkedin>